

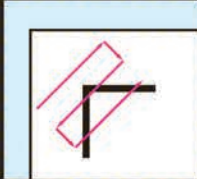
FC8600 SERIES



VINYL SIGNS & LETTERING, STONE & GLASS ETCHING, SANDBLAST RESIST MEDIA, TRAFFIC/TRANSPORTATION SIGNS, VEHICLE GRAPHICS




**AUTO REGISTRATION
MARK SENSOR**



**UP TO 600 GRAMS OF DOWNFORCE!
ALL FIVE MODEL SIZES**


**PERF CUT ENABLED
(CUT THRU MEDIA & BACKING)**



5 SIZES:

- FC8600-160 (64 in)
- FC8600-130 (54 in)
- FC8600-100 (42 in)
- FC8600-75 (30 in)
- FC8600-60 (24 in)

- Perf Cut enabled system
- Included Ethernet Connectivity
- 3 Step Push-Roller pressure settings
- 5th Gen. Auto Registration Mark Sensor
- Up to 50 ft precision tracking
- Graphtec Studio Software⁽¹⁾
- Cutting Master 3 - Adobe Illustrator, CorelDraw plug-in⁽²⁾



SPECIFICATIONS:

ITEM	FC8600-60	FC8600-75	FC8600-100	FC8600-130	FC8600-160
Maximum Cutting Area	24 in x 164 ft (610 mm x 50 m)	30 in x 164 ft (762 mm x 50 m)	42 in x 164 ft (1067 mm x 50 m)	54 in x 164 ft (1372 mm x 50 m)	64 in x 164 ft (1625 mm x 50 m)
Compatible Media Widths	2 in to 30.3 in (50 mm to 770 mm)	2 in to 36.2 in (50 mm to 919 mm)	2 in to 48.2 in (50 mm to 1224 mm)	2 in to 60.2 in (50 mm to 1529 mm)	2 in to 72.5 in (50 mm to 1841 mm)
Maximum Media Thickness	59.1 mil (1.48 mm)				
Maximum Cut Speed	58.5 in/s (1485 mm/s) diagonal				
Programmable Cutting Force	20 gf - 600 gf in 48 steps				
Sheet Cutter Max Thickness	11 mil including media release liner (backing)				
Programmable Resolution	GP-GL™: 0.1/0.05/0.25/0.1mm; HP-GL®: 0.001 in (0.025mm); GP-GL™: 254, 508, 1016, 2540; HP-GL®: 1016				
Compatible Media Types	Self-adhesive vinyl film, diamond grade ⁽¹⁾ , fluorescent film, reflective film, Amberlith™, Rubylith™, sandblast resist rubber, high-intensity reflective film ⁽¹⁾ , window tint film, paint protection film, automotive paint protection film, etc.				
Interface	USB 2.0 High-speed / Serial RS-232C / Ethernet interface				
ARMS	5th Generation Advanced Registration Mark Sensing System				
Command Modes	GP-GL™, HP-GL® (Selectable in command menu or auto detection)				
Display Panel	3" graphic LCD with comprehensive icon-corresponding soft keys				
Shipping Weight with Stand	106 lbs (48 kg)	115 lbs (52 kg)	133 lbs (60 kg)	150 lbs (68 kg)	161 lbs (73 kg)
Unit Dimensions with Stand	44 x 28 x 48 in (1120 x 711 x 1219 mm)	50 x 28 x 48 in (1270 x 711 x 1219 mm)	61.8 x 28 x 48 in (1570 x 711 x 1219 mm)	73.6 x 28 x 48 in (1870 x 711 x 1219 mm)	84 x 28 x 48 in (2130 x 711 x 1219 mm)
Warranty	2 Years Parts & Labor Plus 1 Additional Year after online registration @www.graphtecamerica.com				

1) Optional, extra push rollers may be required.

ROLL FEED, PROFESSIONAL HIGH-PERFORMANCE

1) Standalone Software. Compatible with Mac & PC. See Graphtec website for details.

2) Mac & PC compatible. Must be full version of CorelDraw with CDs to work, not download or education version. See Graphtec website for details.